

**Statistical Yearbook  
of the České dráhy Group**

**2015**

**Fleet size:**

**31,478**

**Better journey every day.**

# CONTENTS

## 1

**ROLLING  
STOCK**

————— page 02

## 2

**STAFF**

————— page 04

## 3

**PASSENGER  
TRAFFIC**

————— page 05

## 4

**FREIGHT  
TRAFFIC**

————— page 06

## 5

**TRANSPORT  
PERFORMANCES**

————— page 09

## 6

**ACCOUNTS**

————— page 12

## 7

**RAILWAY NETWORK  
MAP OF CZECHIA**

————— page 14

## 8

**CONTACT  
INFORMATION**

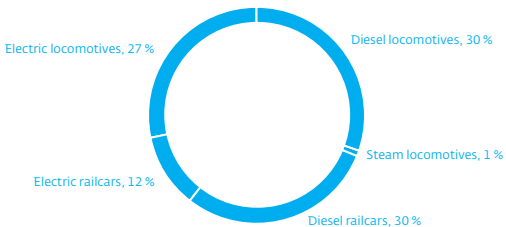
————— page 16

# ROLLING STOCK

## Tractive stock

(Fleet strength at the end of the year)	Quantity		
	2015	2014	2013
<b>Tractive vehicles in total</b>	<b>2,534</b>	2,584	2,595
Electric locomotives	691	721	733
Of which: for DC	297	316	321
for AC	195	206	213
for more systems	199	199	199
Diesel locomotives	756	775	787
Of which: for narrow gauge	3	3	4
Steam locomotives	29	29	29
Diesel tractive railcars	455	463	464
Diesel trainsets	267	267	266
Of which: tractive railcars	293	293	292
Electric trainsets	173	177	172
Of which: tractive railcars	310	303	290
Of which: trainsets of 680 series (Pendolino)	7	7	7

### Fleet structure at the end of the year 2015



## Freight transport stock

(Fleet strength at the end of the year)	Quantity		
	2015	2014	2013
<b>Freight transport stock in total</b>	<b>25,863</b>	25,965	26,281
<i>Of which:</i>			
Covered wagons	<b>2,979</b>	2,982	3,029
High-sided wagons	<b>15,841</b>	15,895	16,148
Flat wagons	<b>5,655</b>	5,694	5,709
Other wagons	<b>1,388</b>	1,394	1,395
<b>Total loading capacity (thousand tonnes)</b>	<b>1,355</b>	1,351	1,358

## Passenger transport stock

(Fleet strength at the end of the year)	Quantity		
	2015	2014	2013
<b>Passenger transport stock in total</b>	<b>3,081</b>	3,304	3,342
<i>Of which:</i>			
Coaches	<b>1,897</b>	1,993	1,932
Coaches to diesel railcars	<b>485</b>	552	631
Trailers of diesel trainsets	<b>236</b>	236	236
Trailers of electric trainsets	<b>311</b>	335	345
Couchette and sleeping cars	<b>65</b>	82	86
Dining cars	<b>36</b>	38	36
Luggage vans and other cars	<b>51</b>	68	76
<b>Seats and sleeping accommodation in total )°</b>	<b>274,194</b>	287,027	288,679

)° incl. seats in tractive railcars

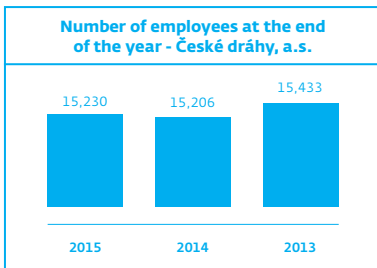
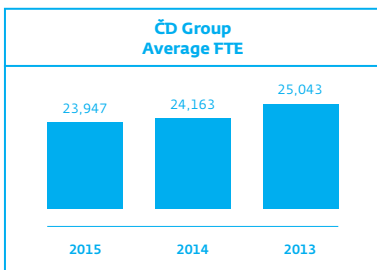
# STAFF

## Average FTE

	Number		
	2015	2014	2013
<b>ČD Group in total</b>	<b>23,947</b>	24,163	25,043
České dráhy, a.s.	<b>15,183</b>	15,246	15,637
ČD Cargo, a.s.	<b>7,249</b>	7,396	7,998

## Number of employees at the end of the year

	Number		
	2015	2014	2013
<b>ČD Group in total</b>	<b>23,869</b>	24,134	24,674
České dráhy, a.s.	<b>15,230</b>	15,206	15,433
ČD Cargo, a.s.	<b>7,079</b>	7,394	7,704



# PASSENGER TRAFFIC

## Number of passengers

Mil. persons

	2015	2014	2013
Domestic traffic	165.876	166.841	166.005
International traffic	3.840	3.304	3.277
<b>Total</b>	<b>169.716</b>	<b>170.145</b>	<b>169.282</b>

## Traffic performance

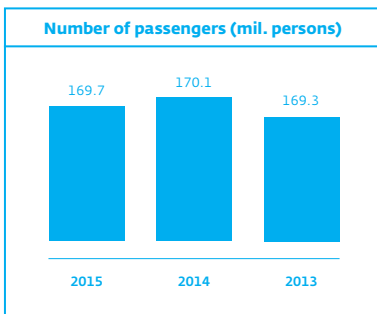
Mil. person-kilometres

	2015	2014	2013
Domestic traffic	6,360.4	6,223.9	6,219.7
International traffic	809.3	728.4	704.1
<b>Total</b>	<b>7,169.7</b>	<b>6,952.3</b>	<b>6,923.8</b>

## Average traffic distance

Km

	2015	2014	2013
Domestic traffic	38.34	37.30	37.47
International traffic	210.76	220.46	214.86
<b>Total</b>	<b>42.25</b>	<b>40.86</b>	<b>40.90</b>



# FREIGHT TRAFFIC

## Freight traffic in total

	2015	2014	2013
<b>Traffic volume (mil. tonnes)</b>	<b>55.040</b>	57.421	58.649
incl. own weight of empty private-owners' wagons	<b>66.383</b>	68.624	70.222
<b>Traffic performance (mil. tariff tonne-kilometres)</b>	<b>9,283.6</b>	9,870.9	10,587.5
incl. own weight of empty private-owners' wagons	<b>11,096.0</b>	11,621.7	12,281.2
<b>Average traffic distance (km)</b>	<b>168.7</b>	171.9	180.5
incl. own weight of empty private-owners' wagons	<b>167.2</b>	169.4	174.9

## Domestic freight traffic

	2015	2014	2013
<b>Traffic volume (mil. tonnes)</b>	<b>24.762</b>	21.285	22.063
incl. own weight of empty private-owners' wagons	<b>27.185</b>	23.660	24.260
<b>Traffic performance (mil. tariff tonne-kilometres)</b>	<b>4,504.3</b>	3,988.8	4,397.1
incl. own weight of empty private-owners' wagons	<b>4,847.3</b>	4,337.3	4,727.9
<b>Average traffic distance (km)</b>	<b>181.9</b>	187.4	199.3
incl. own weight of empty private-owners' wagons	<b>178.3</b>	183.3	194.9

## International freight traffic in total

	2015	2014	2013
<b>Traffic volume (mil. tonnes)</b>	<b>30.278</b>	36.136	36.587
incl. own weight of empty private-owners' wagons	<b>39.198</b>	44.964	45.962
<b>Traffic performance (mil. tariff tonne-kilometres)</b>	<b>4,779.3</b>	5,882.1	6,190.5
incl. own weight of empty private-owners' wagons	<b>6,248.7</b>	7,284.4	7,553.3
<b>Average traffic distance (km)</b>	<b>157.8</b>	162.8	169.2
incl. own weight of empty private-owners' wagons	<b>159.4</b>	162.0	164.3



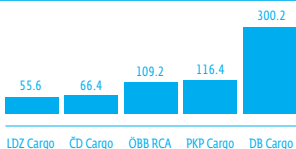
## International freight traffic

Import	2015	2014	2013
<b>Traffic volume (mil. tonnes)</b>	<b>16.735</b>	18.332	16.178
incl. own weight of empty private-owners' wagons	<b>20.139</b>	21.932	20.318
<b>Traffic performance (mil. tariff tonne-kilometres)</b>	<b>1,825.0</b>	2,226.2	1,771.4
incl. own weight of empty private-owners' wagons	<b>2,342.8</b>	2,712.9	2,228.4
<b>Average traffic distance (km)</b>	<b>109.0</b>	121.4	109.5
incl. own weight of empty private-owners' wagons	<b>116.3</b>	123.7	109.7

Export	2015	2014	2013
<b>Traffic volume (mil. tonnes)</b>	<b>8.854</b>	12.655	15.274
incl. own weight of empty private-owners' wagons	<b>12.797</b>	16.300	18.993
<b>Traffic performance (mil. tariff tonne-kilometres)</b>	<b>1,871.4</b>	2,430.0	3,034.1
incl. own weight of empty private-owners' wagons	<b>2,330.6</b>	2,835.5	3,450.0
<b>Average traffic distance (km)</b>	<b>211.4</b>	192.0	198.6
incl. own weight of empty private-owners' wagons	<b>182.1</b>	174.0	181.6

Transit	2015	2014	2013
<b>Traffic volume (mil. tonnes)</b>	<b>4.689</b>	5.149	5.134
incl. own weight of empty private-owners' wagons	<b>6.262</b>	6.732	6.651
<b>Traffic performance (mil. tariff tonne-kilometres)</b>	<b>1,082.9</b>	1,225.9	1,385.0
incl. own weight of empty private-owners' wagons	<b>1,575.3</b>	1,736.0	1,874.9
<b>Average traffic distance (km)</b>	<b>230.9</b>	238.1	269.8
incl. own weight of empty private-owners' wagons	<b>251.6</b>	257.8	281.9

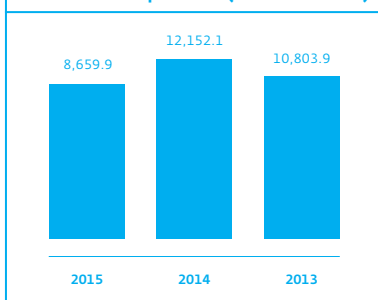
### TOP 5 Railway Enterprises in the European Union Rail freight traffic in 2015 (mil. tonnes)



## Freight traffic in total by group of commodities

	Thousand tonnes		
	2015	2014	2013
Iron and machinery products	7,564.4	8,273.9	8,585.6
Construction products	8,581.8	8,201.4	8,186.2
Lignite	10,064.5	8,459.0	10,082.7
Coal and coke	6,205.2	6,499.7	7,127.4
Other construction materials and ceramic	2,530.7	2,507.6	2,560.0
Chemical products and liquid fuel	4,959.8	4,591.0	3,974.9
Timber and paper products	3,246.9	3,783.1	4,499.6
Food and agricultural products	971.9	918.2	852.6
Other products	578.8	544.2	496.9
Intermodal transport units	8,659.9	12,152.1	10,803.9
Automotive	1,676.1	1,490.6	1,479.5
Trucks transported by rail (RoLa)	0.0	0.0	0.0
<b>TOTAL</b>	<b>55,040.1</b>	<b>57,420.8</b>	<b>58,649.3</b>
Own weight of empty private-owners' wagons	11,342.5	11,202.7	11,572.6
<b>GRAND TOTAL</b>	<b>66,382.6</b>	<b>68,623.5</b>	<b>70,221.9</b>

### Intermodal transport units (thousand tonnes)



# TRANSPORT PERFORMANCES

## Gross hauled tonne-kilometres in total

	Mld. gross TKM		
	2015	2014	2013
Electric traction	36.477	37.121	38.050
Diesel traction	6.330	6.427	5.656
<b>TOTAL</b>	<b>42.810</b>	<b>43.551</b>	<b>43.709</b>

## Gross hauled tonne-kilometres of freight trains

	Mld. gross TKM		
	2015	2014	2013
Electric traction	21.618	22.423	23.124
Diesel traction	2.267	2.209	1.447
<b>TOTAL</b>	<b>23.885</b>	<b>24.632</b>	<b>24.571</b>

## Gross hauled tonne-kilometres of passenger trains

	Mld. gross TKM		
	2015	2014	2013
Electric traction	14.859	14.698	14.926
Diesel traction	4.063	4.218	4.209
<b>TOTAL</b>	<b>18.925</b>	<b>18.919</b>	<b>19.138</b>

**Note:** Performances of steam traction included in total figures.

## Train movements in total

	Million train-kilometres		
	2015	2014	2013
Electric traction	78.735	78.800	83.044
Diesel traction	60.690	62.593	63.699
<b>TOTAL</b>	<b>139.442</b>	141.408	146.757

## Train movements in freight transport

	Million train-kilometres		
	2015	2014	2013
Electric traction	18.338	18.963	22.165
Diesel traction	3.280	3.401	3.853
<b>TOTAL</b>	<b>21.618</b>	22.364	26.018

## Train movements in passenger transport

	Million train-kilometres		
	2015	2014	2013
Electric traction	60.397	59.837	60.879
Diesel traction	57.410	59.192	59.846
<b>TOTAL</b>	<b>117.824</b>	119.044	120.739

**Note:** Performances of steam traction included in total figures.

## Train movements in public passenger transport in categories

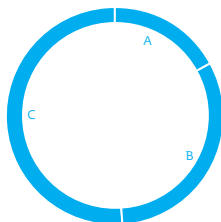
	Mil. train-kilometres			Index	
	2015	2014	2013	15/14	15/13
<b>SC, EC, IC, EN, Ex</b>	<b>14.008</b>	13.458	13.442	1.04	1.04
<b>Fast trains</b>	<b>24.724</b>	25.193	25.507	0.98	0.97
<b>Semi-fast trains</b>	<b>5.683</b>	5.929	6.572	0.96	0.86
<b>Regional trains</b>	<b>71.347</b>	72.484	73.230	0.98	0.97
<b>TOTAL</b>	<b>115.762</b>	117.064	118.751	0.99	0.97

## Seat place-kilometres of public passenger trains in categories

	Mld. seat place-kilometres			Index	
	2015	2014	2013	15/14	15/13
<b>SC, EC, IC, EN, Ex</b>	<b>5.3</b>	5.0	5.0	1.06	1.06
<b>Fast trains</b>	<b>7.8</b>	8.0	8.3	0.98	0.94
<b>Semi-fast trains</b>	<b>1.1</b>	1.2	1.3	0.92	0.85
<b>Regional trains</b>	<b>12.2</b>	12.4	12.7	0.98	0.96
<b>TOTAL</b>	<b>26.4</b>	26.6	27.3	0.99	0.97

### Seat place-kilometres in train categories in 2015

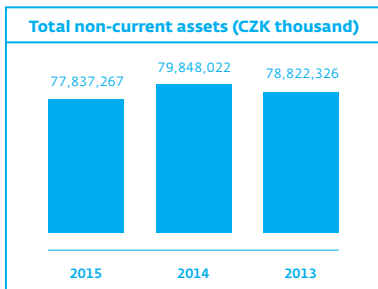
A	<b>SC, EC, IC, EN, Ex</b>	5.3	20.1 %
B	<b>Fast trains</b>	7.8	29.5 %
C	<b>Semi-fast, Regional</b>	13.3	50.4 %
		26.4	100.0 %



# ACCOUNTS

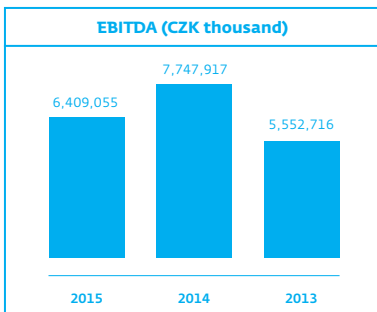
## Consolidated balance sheet (IFRS)

as of 31 December	CZK thousand			Index
	2015	2014	2013	15/14
<b>TOTAL ASSETS</b>	<b>88,791,785</b>	89,545,465	86,451,563	0.99
<b>Total non-current assets</b>	<b>77,837,267</b>	79,848,022	78,822,326	0.97
Of which: Property, plant and equipment	<b>74,332,726</b>	74,999,328	74,197,376	0.99
Investment property	<b>1,957,502</b>	2,140,185	2,162,067	0.91
<b>Total current assets</b>	<b>10,954,518</b>	9,697,443	7,629,237	1.13
Of which: Inventories	<b>1,248,767</b>	1,199,967	1,128,138	1.04
Trade receivables	<b>3,452,721</b>	3,127,474	3,409,896	1.10
<b>TOTAL EQUITY&amp;LIABILITIES</b>	<b>88,791,785</b>	89,545,465	86,451,563	0.99
<b>Total equity</b>	<b>36,221,762</b>	38,098,155	38,252,901	0.95
Of which: Share capital	<b>20,000,000</b>	20,000,000	20,000,000	1.00
Reserve and other funds	<b>15,760,054</b>	16,046,019	16,315,150	0.98
<b>Total non-current payables</b>	<b>29,552,135</b>	36,477,910	31,589,195	0.81
Of which: Loans and borrowings	<b>25,693,410</b>	33,135,989	29,896,632	0.78
Other financial liabilities	<b>1,510,850</b>	1,183,234	420,663	1.28
<b>Total current payables</b>	<b>23,017,888</b>	14,969,400	16,609,467	1.54
Of which: Trade payables	<b>6,200,868</b>	6,694,581	6,582,557	0.93
Loans and borrowings	<b>11,498,193</b>	3,646,394	4,688,281	3.15



## Consolidated income statement (IFRS)

	CZK thousand			Index
	2015	2014	2013	15/14
<b>Continuing operations</b>				
Revenue from principal operations	<b>33,083,317</b>	33,036,221	32,861,100	1.00
Other operating income	<b>4,679,238</b>	3,700,728	4,061,439	1.26
Purchased consumables and services	<b>-16,935,870</b>	-16,271,198	-17,220,954	1.04
Employee benefit costs	<b>-12,524,798</b>	-12,106,999	-12,684,471	1.03
Depreciation and amortisation	<b>-6,221,891</b>	-5,884,708	-5,726,408	1.06
Other operating losses, net	<b>-1,892,832</b>	-610,835	-1,464,398	3.10
<b>EBIT</b>	<b>187,164</b>	1,863,209	-173,692	0.10
<b>EBT</b>	<b>-1,168,193</b>	542,980	-1,639,073	n/a
<b>Profit (loss) for the period from continuing operations</b>	<b>-1,374,997</b>	156,206	-1,953,321	n/a
<b>Discontinued operations</b>				
Profit from discontinued operations	<b>0</b>	0	0	n/a
<b>Profit (loss) for the year</b>	<b>-1,374,997</b>	156,206	-1,953,321	n/a



# RAILWAY NETWORK MAP OF CZECHIA







## CONTACT INFORMATION

Name of the company:	České dráhy, a.s.
Registered office:	Praha 1, nábřeží L. Svobody 1222, PSČ 110 15
Corporate ID:	70994226
Tax ID:	CZ70994226
Registry court:	Praha
File ID:	Section B, File 8039
Telephone:	+420-972111111
Fax:	+420-972232498
E-mail:	info@cd.cz info@cdcargo.cz
Http:	www.ceskedrahy.cz www.cd.cz www.cdcargo.cz



